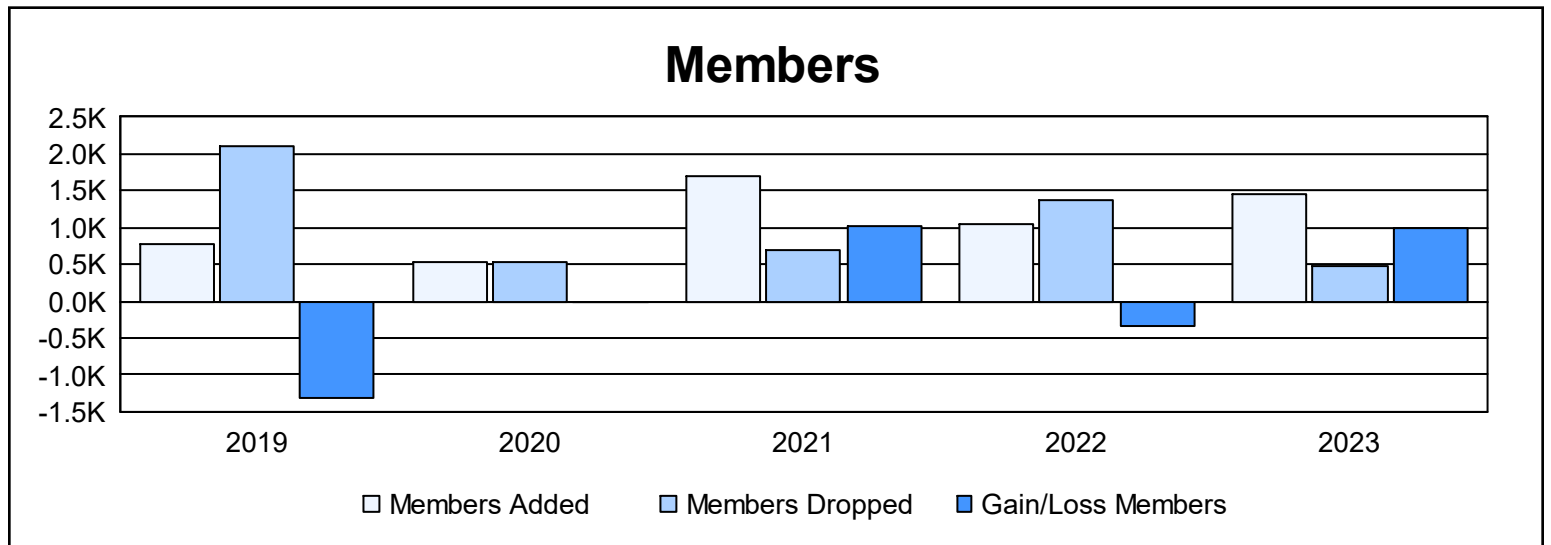
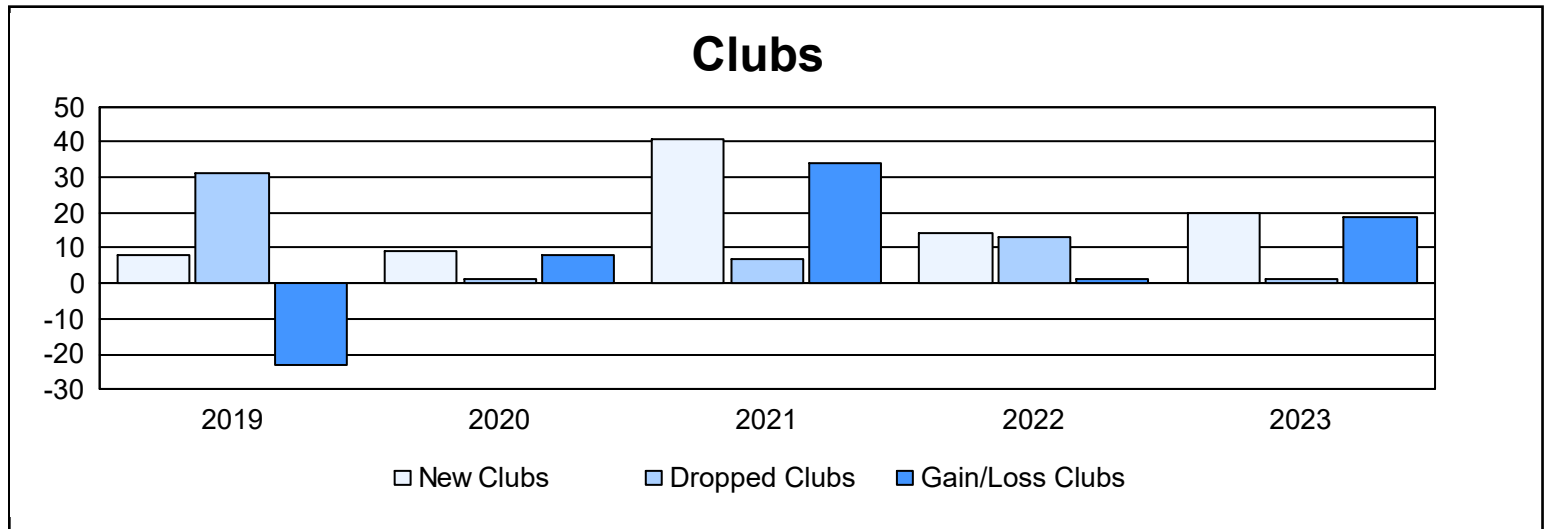
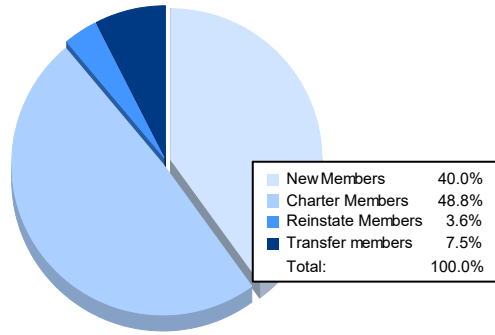


Year	New Clubs	Dropped Clubs	Gain/ Loss Clubs	New Members	Charter Members	Reinstate Members	Transfer Members	Total Member Added	Total Members Dropped	Gain/ Loss Members
2018-2019	8	31	-23	324	294	73	81	772	2,092	-1,320
2019-2020	9	1	8	177	320	14	9	520	523	-3
2020-2021	41	7	34	514	1,062	56	66	1,698	686	1,012
2021-2022	14	13	1	462	463	20	106	1,051	1,385	-334
2022-2023	20	1	19	587	716	53	110	1,466	476	990
Average	18	11	8	413	571	43	74	1,101	1,032	69



Membership Composition June 2023 Cumulative



Gender Composition June 2023 Cumulative

